

# West Saanich Road @ Markham Street

Tuesday, December 01, 2020



The data presented here is for information purposes only and should not be considered authoritative for construction, geotechnical, engineering, navigational, legal, or other site-specific uses. The information shared is owned by the Transportation Division of the Engineering Department at the District of Saanich. Accuracy is not guaranteed.

**Major Route:** West Saanich Road  
**Minor Route:** Markham Street  
**Municipality:** Saanich  
**Filename:** West Saanich Rd @ Markham St-Dec 1, 2020.xlsx  
**Location #:** TIN001424  
**Count ID:** 2020044  
**Date:** December 1, 2020  
**Day-of-week:** Tuesday

**East/West Route:** West Saanich Road  
**Intersection Type:** 3-leg south approach  
**Signalized?:** No  
**Weather:** Clear and damp

**Vehicle Classifications:** Vehicles and Peds  
 Bikes

**This data is for Vehicles and Peds**

Shift	Start	End	Duration
AM	7:30	9:30	2.00
MD			
PM	15:30	18:30	3.00
<b>Total</b>	<b>7:30</b>	<b>18:30</b>	<b>5.00</b>

**Notes:** 24-hour clock used for reporting (15-minute increments)  
 North Approach - southbound vehicles approaching intersection from the north  
 15x4 - 15 min volume (from maximum 15 minute period of movement/approach in peak hour period [\*]) x 4  
 Pedestrians - N indicates pedestrians crossing north approach (east/west)

**Comments:**

**Survey Data**  
Vehicles and Peds

*West Saanich Road @ Markham Street*  
Tuesday, December 1, 2020

Time Period Begins	NORTH Approach				Markham St SOUTH Approach				West Saanich Rd WEST Approach				West Saanich Rd EAST Approach				Total Volume		Ped Δ	Crosswalks			
	Left	Thru	Right	Total	Left	Thru	Right	Total	Left	Thru	Right	Total	Left	Thru	Right	Total	15-min	Hour		N	S	W	E
7:30					1		9	10		101	1	102	17	79		96	208			0	0	0	
7:45					0		8	8		127	0	127	28	85		113	248			0	0	0	
8:00					1		11	12		104	2	106	31	73		104	222	*		0	3	0	
8:15					1		17	18		114	4	118	32	80		112	248	926*		0	0	0	
8:30					0		23	23		152	1	153	31	109		140	316	1034+		0	0	0	
8:45					0		18	18		120	3	123	28	91		119	260	1046*		0	0	0	
9:00					0		10	10		95	2	97	20	90		110	217	1041		0	0	0	
9:15					1		6	7		99	0	99	11	63		74	180	973		0	0	0	
n/a																							
n/a																							
n/a																							
n/a																							
n/a																							
n/a																							
n/a																							
n/a																							
n/a																							
n/a																							
n/a																							
n/a																							
n/a																							
n/a																							
Total					4		102	106		912	13	925	198	670		868	1899			0	3	0	

n/a																						
n/a																						
n/a																						
n/a																						
n/a																						
n/a																						
n/a																						
n/a																						
n/a																						
n/a																						
n/a																						
n/a																						
n/a																						
n/a																						
n/a																						
n/a																						
n/a																						
Total																						

15:30					2		21	23		100	2	102	17	126		143	268			1	0	0
15:45					2		25	27		133	1	134	17	130		147	308			1	0	0
16:00					2		28	30		117	2	119	23	144		167	316			0	0	0
16:15					1		28	29		105	0	105	8	161		169	303	1195*		0	0	0
16:30					0		22	22		106	0	106	11	125		136	264	1191*		0	0	0
16:45					1		16	17		124	7	131	16	165		181	329	1212+		0	0	0
17:00					4		24	28		82	3	85	12	112		124	237	1133		0	0	0
17:15					2		17	19		83	0	83	8	111		119	221	1051		0	0	0
17:30					2		9	11		59	1	60	8	91		99	170	957		0	0	0
17:45					2		12	14		58	10	68	20	68		88	170	798		0	0	0
18:00					4		22	26		42	1	43	9	70		79	148	709		0	0	0
18:15					0		12	12		33	0	33	13	43		56	101	589		0	0	0
n/a																						
n/a																						
n/a																						
n/a																						
n/a																						
n/a																						
n/a																						
n/a																						
n/a																						
n/a																						
Total					22		236	258		1042	27	1069	162	1346		1508	2835			2	0	0

Time Period Begins	Markham St				West Saanich Rd				West Saanich Rd				Total Volume		Ped	Crosswalks				Conflict					
	NORTH Approach				SOUTH Approach				WEST Approach				EAST Approach				15-min	Hour	N	S	W	E	15 min	Hr	
	Left	Thru	Right	Total	Left	Thru	Right	Total	Left	Thru	Right	Total	Left	Thru		Right									Total
7:30					1		9	10		101	1	102	17	79		96	208			0	0	0	128		
7:45					0		8	8		127	0	127	28	85		113	248			0	0	0	163		
8:00					1		11	12		104	2	106	31	73		104	222	*		0	3	0	148		
8:15					1		17	18		114	4	118	32	80		112	248	926*		0	0	0	167	606	
8:30					0		23	23		152	1	153	31	109		140	316	1034+		0	0	0	207	685	
8:45					0		18	18		120	3	123	28	91		119	260	1046*		0	0	0	169	691	
9:00					0		10	10		95	2	97	20	90		110	217	1041		0	0	0	127	670	
9:15					1		6	7		99	0	99	11	63		74	180	973		0	0	0	116	619	
n/a																									
n/a																									
n/a																									
n/a																									
n/a																									
n/a																									
n/a																									
n/a																									
n/a																									
n/a																									
n/a																									
n/a																									
n/a																									
n/a																									
n/a																									
n/a																									
n/a																									
n/a																									
n/a																									
n/a																									
n/a																									

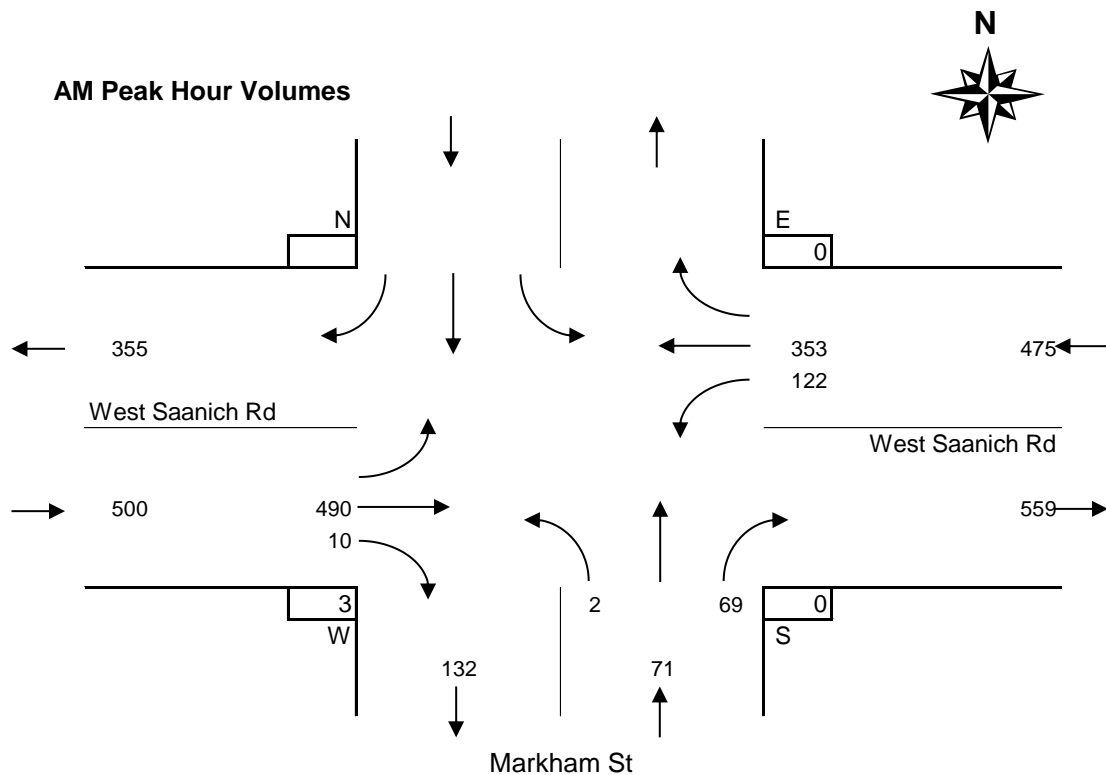
Total					4		102	106		912	13	925	198	670		868	1899			0	3	0	1225
Avg Hr					2		51	53		456	7	463	99	335		434	950			0	2	0	

Peak hour of the intersection

Pk Hr					2		69	71		490	10	500	122	353		475	1046*			0	3	0	691
15x4					4		92	92		608	16	612	128	436		560	1264*			0	12	0	844
PHF					0.50		0.75	0.77		0.81	0.63	0.82	0.95	0.81		0.85	0.83			n/a	0.25	n/a	0.82

Peak hour of conflicting volumes for the intersection

Pk Hr					2		69	71		490	10	500	122	353		475	1046*			0	3	0	691
15x4					4		92	92		608	16	612	128	436		560	1264*			0	12	0	844
PHF					0.50		0.75	0.77		0.81	0.63	0.82	0.95	0.81		0.85	0.83			n/a	0.25	n/a	0.82



Time Period Begins	NORTH Approach				Markham St SOUTH Approach				West Saanich Rd WEST Approach				West Saanich Rd EAST Approach				Total Volume		Ped	Crosswalks				Conflict	
	Left	Thru	Right	Total	Left	Thru	Right	Total	Left	Thru	Right	Total	Left	Thru	Right	Total	15-min	Hour		N	S	W	E	15 min	Hr
n/a																									
n/a																									
n/a																									
n/a																									
n/a																									
n/a																									
n/a																									
n/a																									
n/a																									
n/a																									
n/a																									
n/a																									
n/a																									
n/a																									
n/a																									
n/a																									
n/a																									
n/a																									

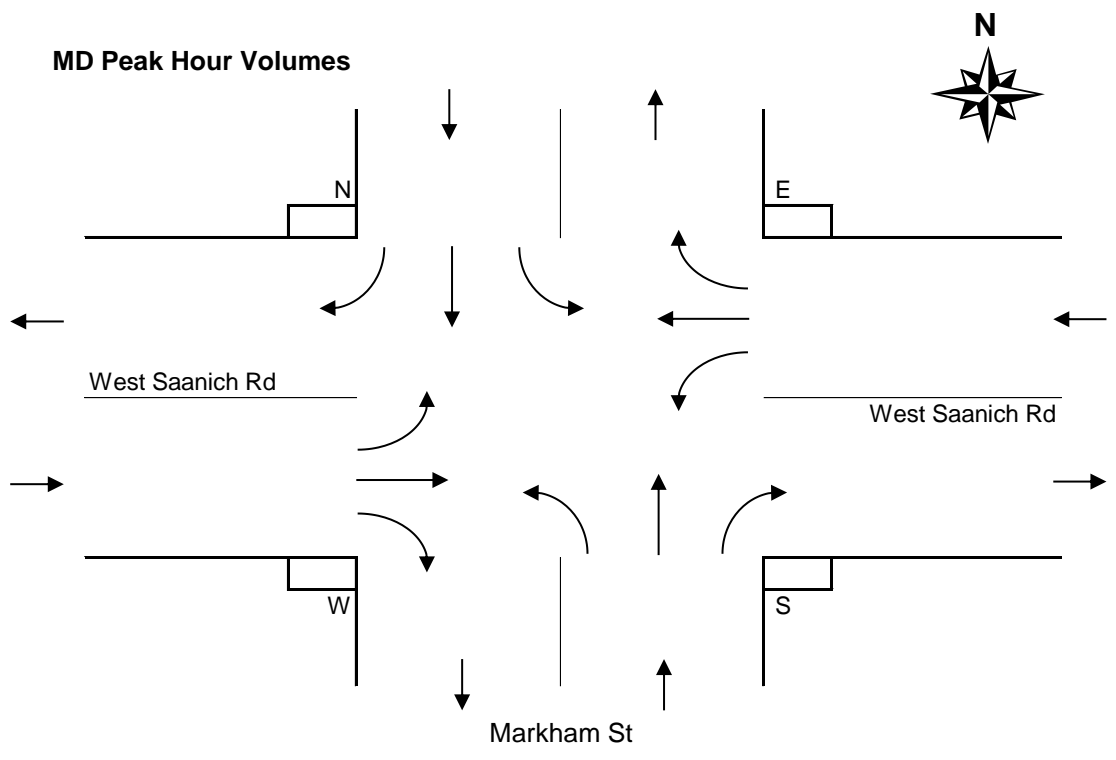
Total																									
Avg Hr																									

**Peak hour of the intersection**

Pk Hr																									
15x4																									
PHF																									

**Peak hour of conflicting volumes for the intersection**

Pk Hr																									
15x4																									
PHF																									



Time Period Begins	Markham St				West Saanich Rd				West Saanich Rd				Total Volume		Ped	Crosswalks				Conflict					
	NORTH Approach				SOUTH Approach				WEST Approach				EAST Approach				15-min	Hour	N	S	W	E	15 min	Hr	
	Left	Thru	Right	Total	Left	Thru	Right	Total	Left	Thru	Right	Total	Left	Thru		Right	Total								
15:30					2		21	23		100	2	102	17	126		143	268				1	0	0	147	
15:45					2		25	27		133	1	134	17	130		147	308				1	0	0	176	
16:00					2		28	30		117	2	119	23	144		167	316		*		0	0	0	172	
16:15					1		28	29		105	0	105	8	161		169	303	1195	*		0	0	0	189	684
16:30					0		22	22		106	0	106	11	125		136	264	1191	*		0	0	0	147	684
16:45					1		16	17		124	7	131	16	165		181	329	1212	+		0	0	0	181	689
17:00					4		24	28		82	3	85	12	112		124	237	1133			0	0	0	136	653
17:15					2		17	19		83	0	83	8	111		119	221	1051			0	0	0	128	592
17:30					2		9	11		59	1	60	8	91		99	170	957			0	0	0	100	545
17:45					2		12	14		58	10	68	20	68		88	170	798			0	0	0	100	464
18:00					4		22	26		42	1	43	9	70		79	148	709			0	0	0	92	420
18:15					0		12	12		33	0	33	13	43		56	101	589			0	0	0	58	350
n/a																									
n/a																									
n/a																									
n/a																									
n/a																									
n/a																									
n/a																									
n/a																									
n/a																									

Total					22		236	258		1042	27	1069	162	1346		1508	2835				2	0	0	1582
Avg Hr					7		79	86		347	9	356	54	449		503	945				1	0	0	

**Peak hour of the intersection**

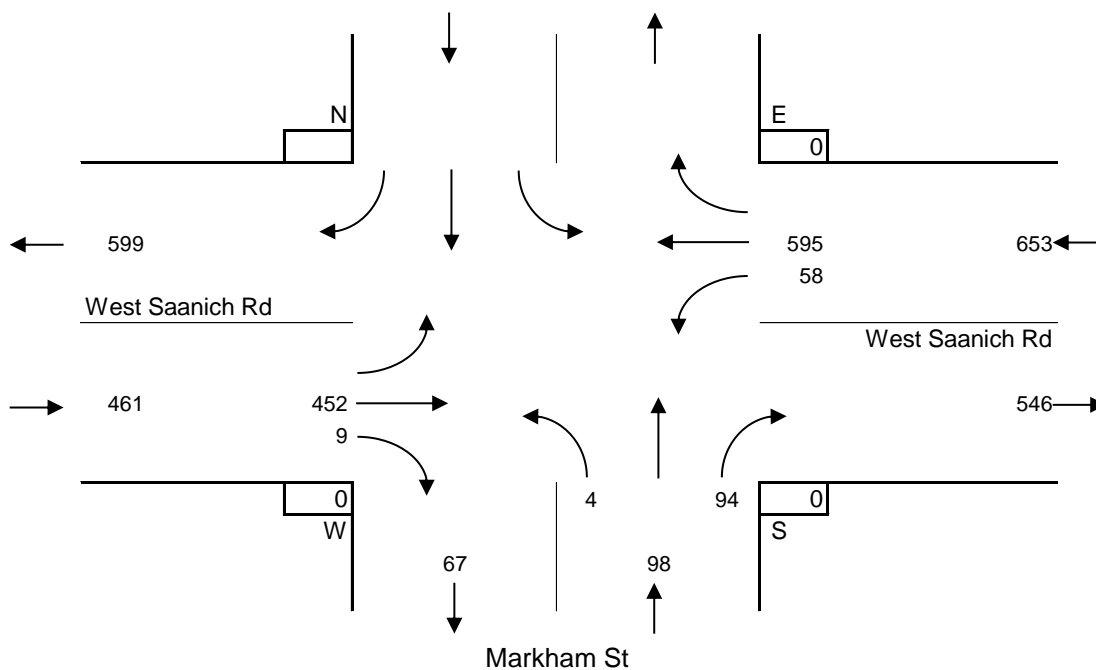
Pk Hr					4		94	98		452	9	461	58	595		653	1212	*			0	0	0	689
15x4					8		112	120		496	28	524	92	660		724	1316	+			0	0	0	772
PHF					0.50		0.84	0.82		0.91	0.32	0.88	0.63	0.90		0.90	0.92				n/a	n/a	n/a	0.89

**Peak hour of conflicting volumes for the intersection**

Pk Hr					4		94	98		452	9	461	58	595		653	1212	*			0	0	0	689
15x4					8		112	120		496	28	524	92	660		724	1316	+			0	0	0	772
PHF					0.50		0.84	0.82		0.91	0.32	0.88	0.63	0.90		0.90	0.92				n/a	n/a	n/a	0.89



**PM Peak Hour Volumes**



Entire Survey Period

5 Hours

	Markham St				West Saanich Rd				West Saanich Rd				Total Volume	Crosswalks							
	NORTH Approach				SOUTH Approach				WEST Approach					EAST Approach				N	S	W	E
	Left	Thru	Right	Total	Left	Thru	Right	Total	Left	Thru	Right	Total		Left	Thru	Right	Total				
Total					26		338	<b>364</b>		1954	40	<b>1994</b>	360	2016		<b>2376</b>	4734		2	3	0
Avg Hr					5		68	<b>73</b>		391	8	<b>399</b>	72	403		<b>475</b>	947		0	1	0

AM Peak Period

2 Hours

	Markham St				West Saanich Rd				West Saanich Rd				Total Volume	Crosswalks							
	NORTH Approach				SOUTH Approach				WEST Approach					EAST Approach				N	S	W	E
	Left	Thru	Right	Total	Left	Thru	Right	Total	Left	Thru	Right	Total		Left	Thru	Right	Total				
Totals					4		102	<b>106</b>		912	13	<b>925</b>	198	670		<b>868</b>	1899		0	3	0
Period					4		102	<b>106</b>		912	13	<b>925</b>	198	670		<b>868</b>	1899		0	3	0
Avg Hr					2		51	<b>53</b>		456	7	<b>463</b>	99	335		<b>434</b>	950		0	2	0

MD Peak Period

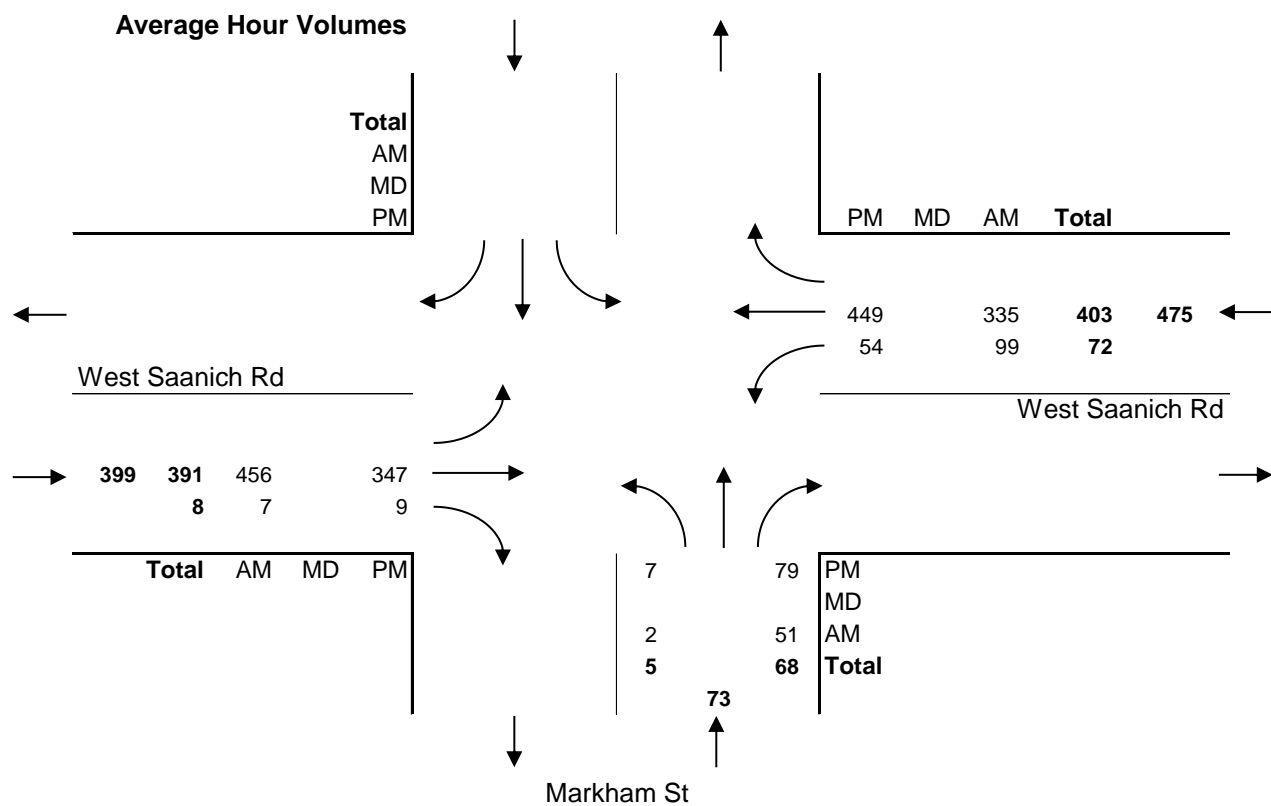
Hours

	Markham St				West Saanich Rd				West Saanich Rd				Total Volume	Crosswalks							
	NORTH Approach				SOUTH Approach				WEST Approach					EAST Approach				N	S	W	E
	Left	Thru	Right	Total	Left	Thru	Right	Total	Left	Thru	Right	Total		Left	Thru	Right	Total				
Totals																					
Total																					
Avg Hr																					

PM Peak Period

3 Hours

	Markham St				West Saanich Rd				West Saanich Rd				Total Volume	Crosswalks							
	NORTH Approach				SOUTH Approach				WEST Approach					EAST Approach				N	S	W	E
	Left	Thru	Right	Total	Left	Thru	Right	Total	Left	Thru	Right	Total		Left	Thru	Right	Total				
Totals					22		236	<b>258</b>		1042	27	<b>1069</b>	162	1346		<b>1508</b>	2835		2	0	0
Total					22		236	<b>258</b>		1042	27	<b>1069</b>	162	1346		<b>1508</b>	2835		2	0	0
Avg Hr					7		79	<b>86</b>		347	9	<b>356</b>	54	449		<b>503</b>	945		1	0	0



**Major Route:** West Saanich Road  
**Minor Route:** Markham Street  
**Municipality:** Saanich  
**Filename:** West Saanich Rd @ Markham St-Dec 1, 2020.xlsx  
**Location #:** TIN001424  
**Count ID:** 2020044  
**Date:** December 1, 2020  
**Day-of-week:** Tuesday

**East/West Route:** West Saanich Road  
**Intersection Type:** 3-leg south approach  
**Signalized?:** No  
**Weather:** Clear and damp

**Vehicle Classifications:** Vehicles and Peds      **This data is for Bikes**  
 Bikes

Shift	Start	End	Duration
AM	7:30	9:30	2.00
MD			
PM	15:30	18:30	3.00
<b>Total</b>	<b>7:30</b>	<b>18:30</b>	<b>5.00</b>

**Notes:** 24-hour clock used for reporting (15-minute increments)  
 North Approach - southbound vehicles approaching intersection from the north  
 15x4 - 15 min volume (from maximum 15 minute period of movement/approach in peak hour period [\*]) x 4  
 Pedestrians - N indicates pedestrians crossing north approach (east/west)

**Comments:**



Time Period Begins	NORTH Approach				Markham St SOUTH Approach				West Saanich Rd WEST Approach				West Saanich Rd EAST Approach				Total Volume		Peak	Direction			
	Left	Thru	Right	Total	Left	Thru	Right	Total	Left	Thru	Right	Total	Left	Thru	Right	Total	15-min	Hour		N	S	W	E
7:30	0	0	0	0	0	0	0	0	0	0	0	0	0	0	0	0	0		0	0	0	0	
7:45	0	0	0	0	0	0	0	0	0	0	0	1	1	0	0	0	0	1		0	0	0	0
8:00	0	0	0	0	0	0	0	0	0	0	0	0	0	0	0	0	0		0	0	0	0	
8:15	0	0	0	0	0	0	0	0	0	0	0	0	0	1	0	0	1	1	2*	0	0	0	0
8:30	0	0	0	0	0	0	0	0	0	0	0	0	0	0	0	0	0	2*	0	0	0	0	
8:45	0	0	0	0	0	0	0	0	0	0	0	0	0	0	0	0	0	1*	0	0	0	0	
9:00	0	0	0	0	0	0	0	0	0	0	0	0	0	2	0	0	2	2	3+	0	0	0	0
9:15	0	0	0	0	0	0	0	0	0	0	0	0	0	0	0	0	0	2		0	0	0	0
n/a																							
n/a																							
n/a																							
n/a																							
n/a																							
n/a																							
n/a																							
n/a																							
n/a																							
n/a																							
n/a																							
n/a																							
n/a																							
Total	0	0	0	0	0	0	0	0	0	0	0	1	1	1	2	0	3	4		0	0	0	0

n/a																							
n/a																							
n/a																							
n/a																							
n/a																							
n/a																							
n/a																							
n/a																							
n/a																							
n/a																							
n/a																							
n/a																							
n/a																							
n/a																							
n/a																							
n/a																							
n/a																							
n/a																							
n/a																							
Total																							

15:30	0	0	0	0	1	0	0	1	0	1	0	1	0	0	0	0	2		+	0	0	0	0
15:45	0	0	0	0	0	0	0	0	0	0	0	0	1	0	0	1	1		*	0	0	0	0
16:00	0	0	0	0	0	0	0	0	0	1	0	1	0	0	0	0	1		*	0	0	0	0
16:15	0	0	0	0	0	0	0	0	0	0	1	1	0	0	0	0	1	5*		0	0	0	0
16:30	0	0	0	0	0	0	0	0	0	0	0	0	0	0	0	0	0	3		0	0	0	0
16:45	0	0	0	0	0	0	0	0	0	0	0	0	0	0	0	0	0	2		0	0	0	0
17:00	0	0	0	0	0	0	0	0	0	0	0	0	0	0	0	0	0	1		0	0	0	0
17:15	0	0	0	0	0	0	0	0	0	0	0	0	0	0	0	0	0	0		0	0	0	0
17:30	0	0	0	0	0	0	0	0	0	1	0	1	0	0	0	0	1	1		0	0	0	0
17:45	0	0	0	0	0	0	0	0	0	0	0	0	0	0	0	0	0	1		0	0	0	0
18:00	0	0	0	0	0	0	0	0	0	0	0	0	0	0	0	0	0	1		0	0	0	0
18:15	0	0	0	0	0	0	0	0	0	0	0	0	0	0	0	0	0	1		0	0	0	0
n/a																							
n/a																							
n/a																							
n/a																							
n/a																							
n/a																							
n/a																							
n/a																							
n/a																							
Total	0	0	0	0	1	0	0	1	0	3	1	4	1	0	0	1	6			0	0	0	0

AM Peak Period  
Bikes

West Saanich Road @ Markham Street  
Tuesday, December 1, 2020

Time Period Begins	NORTH Approach				Markham St SOUTH Approach				West Saanich Rd WEST Approach				West Saanich Rd EAST Approach				Total Volume		Speed	Conflict					
	Left	Thru	Right	Total	Left	Thru	Right	Total	Left	Thru	Right	Total	Left	Thru	Right	Total	15-min	Hour		N	S	W	E	15 min	Hr
	7:30	0	0	0	0	0	0	0	0	0	0	0	0	0	0	0	0	0		0	0	0	0	0	0
7:45	0	0	0	0	0	0	0	0	0	0	0	1	1	0	0	0	0	1	0	0	0	0	1	0	
8:00	0	0	0	0	0	0	0	0	0	0	0	0	0	0	0	0	0	0	0	0	0	0	0	0	
8:15	0	0	0	0	0	0	0	0	0	0	0	0	0	1	0	0	1	1	2*	0	0	0	0	1	2
8:30	0	0	0	0	0	0	0	0	0	0	0	0	0	0	0	0	0	2*	0	0	0	0	0	2	
8:45	0	0	0	0	0	0	0	0	0	0	0	0	0	0	0	0	0	1*	0	0	0	0	0	1	
9:00	0	0	0	0	0	0	0	0	0	0	0	0	0	2	0	2	2	3+	0	0	0	0	2	3	
9:15	0	0	0	0	0	0	0	0	0	0	0	0	0	0	0	0	0	2	0	0	0	0	0	2	
n/a																									
n/a																									
n/a																									
n/a																									
n/a																									
n/a																									
n/a																									
n/a																									
n/a																									
n/a																									
n/a																									
n/a																									
n/a																									
n/a																									
n/a																									

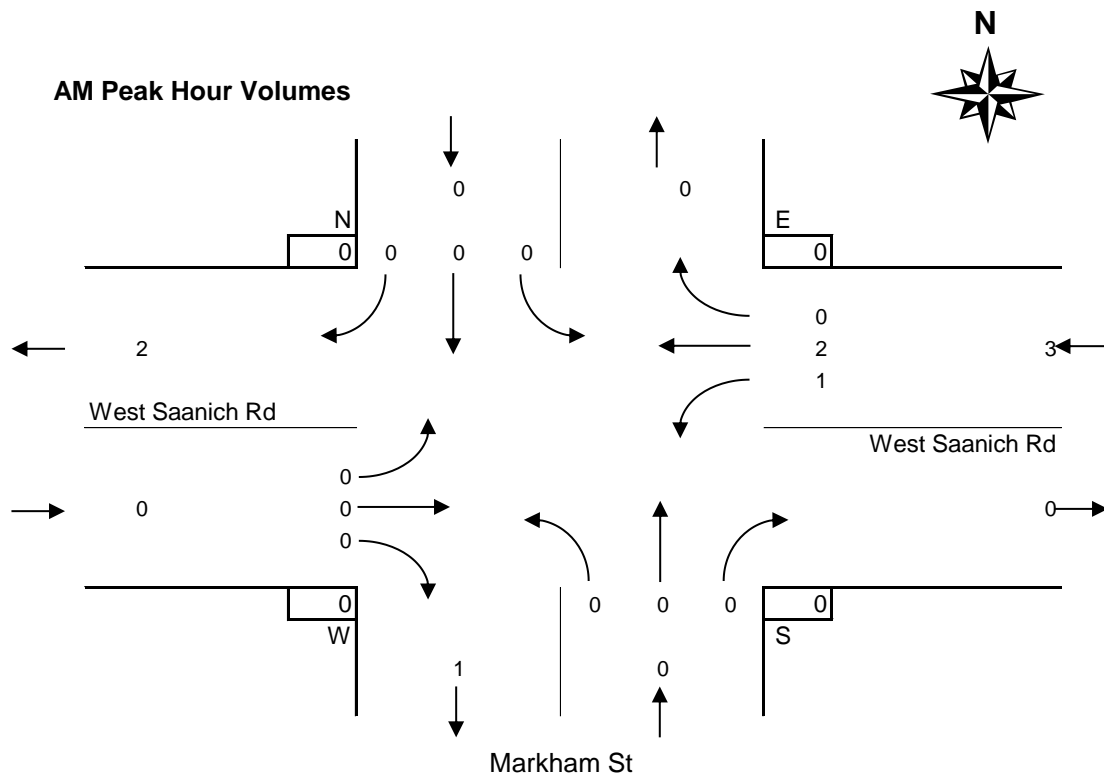
Total	0	0	0	0	0	0	0	0	0	0	1	1	1	2	0	3	4			0	0	0	0		2
Avg Hr	0	0	0	0	0	0	0	0	0	0	1	1	1	1	0	2	2			0	0	0	0		

Peak hour of the intersection

Pk Hr	0	0	0	0	0	0	0	0	0	0	0	0	1	2	0	3	3*			0	0	0	0		2
15x4	0	0	0	0	0	0	0	0	0	0	0	0	4	8	0	8	8*			0	0	0	0		8
PHF	n/a	n/a	n/a	n/a	n/a	n/a	n/a	n/a	n/a	n/a	n/a	n/a	0.25	0.25	n/a	0.38	0.38			n/a	n/a	n/a	n/a		0.25

Peak hour of conflicting volumes for the intersection

Pk Hr	0	0	0	0	0	0	0	0	0	0	0	0	1	2	0	3	3*			0	0	0	0		2
15x4	0	0	0	0	0	0	0	0	0	0	0	0	4	8	0	8	8*			0	0	0	0		8
PHF	n/a	n/a	n/a	n/a	n/a	n/a	n/a	n/a	n/a	n/a	n/a	n/a	0.25	0.25	n/a	0.38	0.38			n/a	n/a	n/a	n/a		0.25



**MD Peak Period**  
**Bikes**

**West Saanich Road @ Markham Street**  
**Tuesday, December 1, 2020**

Time Period Begins	NORTH Approach				Markham St SOUTH Approach				West Saanich Rd WEST Approach				West Saanich Rd EAST Approach				Total Volume		Days of Week	Conflict				
	Left	Thru	Right	Total	Left	Thru	Right	Total	Left	Thru	Right	Total	Left	Thru	Right	Total	15-min	Hour		N	S	W	E	15 min
n/a																								
n/a																								
n/a																								
n/a																								
n/a																								
n/a																								
n/a																								
n/a																								
n/a																								
n/a																								
n/a																								
n/a																								
n/a																								
n/a																								
n/a																								
n/a																								
n/a																								
n/a																								
n/a																								
n/a																								
n/a																								

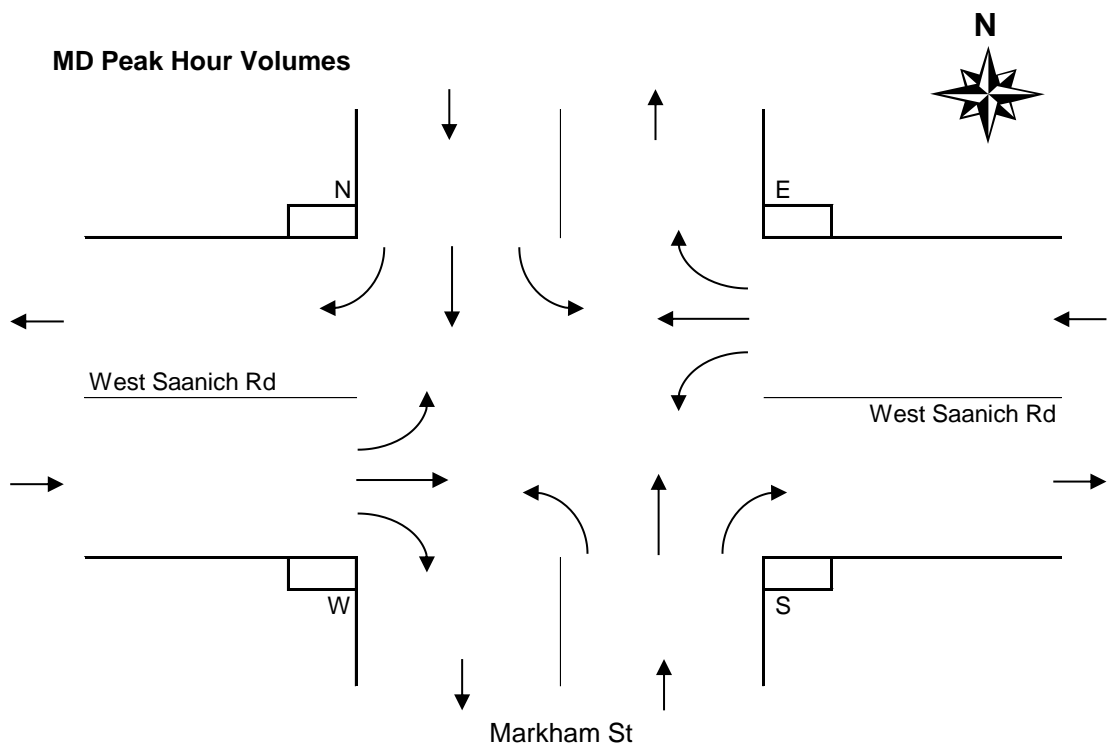
Total																									
Avg Hr																									

**Peak hour of the intersection**

Pk Hr																									
15x4																									
PHF																									

**Peak hour of conflicting volumes for the intersection**

Pk Hr																									
15x4																									
PHF																									



Time Period Begins	NORTH Approach				Markham St SOUTH Approach				West Saanich Rd WEST Approach				West Saanich Rd EAST Approach				Total Volume		Peak Period	Conflict				
	Left	Thru	Right	Total	Left	Thru	Right	Total	Left	Thru	Right	Total	Left	Thru	Right	Total	15-min	Hour		N	S	W	E	15 min
15:30	0	0	0	0	1	0	0	1	0	1	0	1	0	0	0	0	2	+	0	0	0	0	2	
15:45	0	0	0	0	0	0	0	0	0	0	0	0	1	0	0	1	1	*	0	0	0	0	1	
16:00	0	0	0	0	0	0	0	0	0	1	0	1	0	0	0	0	1	*	0	0	0	0	1	
16:15	0	0	0	0	0	0	0	0	0	0	1	1	0	0	0	0	1	5*	0	0	0	0	1	5
16:30	0	0	0	0	0	0	0	0	0	0	0	0	0	0	0	0	3		0	0	0	0	0	3
16:45	0	0	0	0	0	0	0	0	0	0	0	0	0	0	0	0	2		0	0	0	0	0	2
17:00	0	0	0	0	0	0	0	0	0	0	0	0	0	0	0	0	1		0	0	0	0	0	1
17:15	0	0	0	0	0	0	0	0	0	0	0	0	0	0	0	0	0		0	0	0	0	0	0
17:30	0	0	0	0	0	0	0	0	0	1	0	1	0	0	0	0	1	1	0	0	0	0	1	1
17:45	0	0	0	0	0	0	0	0	0	0	0	0	0	0	0	0	1		0	0	0	0	0	1
18:00	0	0	0	0	0	0	0	0	0	0	0	0	0	0	0	0	1		0	0	0	0	0	1
18:15	0	0	0	0	0	0	0	0	0	0	0	0	0	0	0	0	1		0	0	0	0	0	1
n/a																								
n/a																								
n/a																								
n/a																								
n/a																								
n/a																								
n/a																								
n/a																								
n/a																								
n/a																								
n/a																								
n/a																								
n/a																								
n/a																								

Total	0	0	0	0	1	0	0	1	0	3	1	4	1	0	0	1	6		0	0	0	0	6
Avg Hr	0	0	0	0	0	0	0	0	0	1	0	1	0	0	0	0	2		0	0	0	0	

**Peak hour of the intersection**

Pk Hr	0	0	0	0	1	0	0	1	0	2	1	3	1	0	0	1	5*		0	0	0	0	5
15x4	0	0	0	0	4	0	0	4	0	4	4	4	4	0	0	4	8+		0	0	0	0	16
PHF	n/a	n/a	n/a	n/a	0.25	n/a	n/a	0.25	n/a	0.50	0.25	0.75	0.25	n/a	n/a	0.25	0.63		n/a	n/a	n/a	n/a	0.31

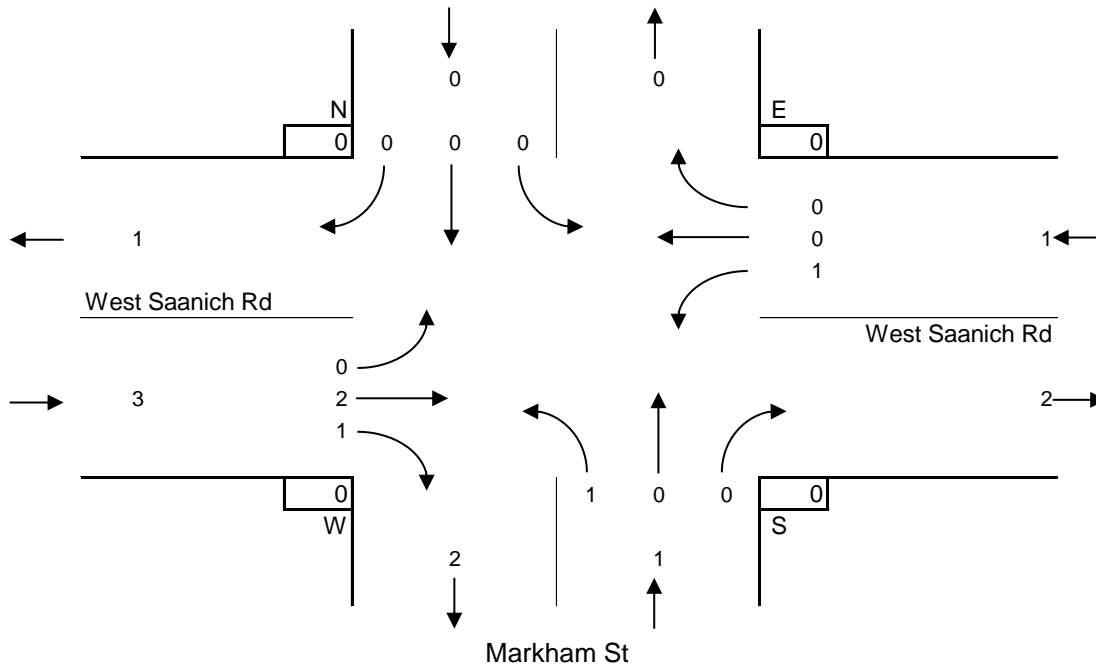
**Peak hour of conflicting volumes for the intersection**

Pk Hr	0	0	0	0	1	0	0	1	0	2	1	3	1	0	0	1	5*		0	0	0	0	5
15x4	0	0	0	0	4	0	0	4	0	4	4	4	4	0	0	4	8+		0	0	0	0	16
PHF	n/a	n/a	n/a	n/a	0.25	n/a	n/a	0.25	n/a	0.50	0.25	0.75	0.25	n/a	n/a	0.25	0.63		n/a	n/a	n/a	n/a	0.31

\*\* Calculated peak hour occurs during the first or last hour of shift and therefore may be invalid. \*\* N



**PM Peak Hour Volumes**



Entire Survey Period

5 Hours

	Markham St				West Saanich Rd				West Saanich Rd				Total Volume								
	NORTH Approach				SOUTH Approach				WEST Approach					EAST Approach							
	Left	Thru	Right	Total	Left	Thru	Right	Total	Left	Thru	Right	Total		Left	Thru	Right	Total	N	S	W	E
Total	0	0	0	0	1	0	0	1	0	3	2	5	2	2	0	4	10	0	0	0	0
Avg Hr	0	0	0	0	0	0	0	0	0	1	0	1	0	0	0	1	2	0	0	0	0

AM Peak Period

2 Hours

	Markham St				West Saanich Rd				West Saanich Rd				Total Volume								
	NORTH Approach				SOUTH Approach				WEST Approach					EAST Approach							
	Left	Thru	Right	Total	Left	Thru	Right	Total	Left	Thru	Right	Total		Left	Thru	Right	Total	N	S	W	E
Totals	0	0	0	0	0	0	0	0	0	0	1	1	1	2	0	3	4	0	0	0	0
Period	0	0	0	0	0	0	0	0	0	0	1	1	1	1	0	2	4	0	0	0	0
Avg Hr	0	0	0	0	0	0	0	0	0	0	1	1	1	1	0	2	2	0	0	0	0

MD Peak Period

Hours

	Markham St				West Saanich Rd				West Saanich Rd				Total Volume								
	NORTH Approach				SOUTH Approach				WEST Approach					EAST Approach							
	Left	Thru	Right	Total	Left	Thru	Right	Total	Left	Thru	Right	Total		Left	Thru	Right	Total	N	S	W	E
Totals																					
Total																					
Avg Hr																					

PM Peak Period

3 Hours

	Markham St				West Saanich Rd				West Saanich Rd				Total Volume								
	NORTH Approach				SOUTH Approach				WEST Approach					EAST Approach							
	Left	Thru	Right	Total	Left	Thru	Right	Total	Left	Thru	Right	Total		Left	Thru	Right	Total	N	S	W	E
Totals	0	0	0	0	1	0	0	1	0	3	1	4	1	0	0	1	6	0	0	0	0
Total	0	0	0	0	1	0	0	1	0	3	1	4	1	0	0	1	6	0	0	0	0
Avg Hr	0	0	0	0	0	0	0	0	0	1	0	1	0	0	0	0	2	0	0	0	0

